




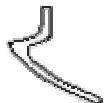









































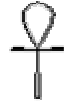





Lesson 3- Common Bi- and Tri-Consonant Signs

Since Hieratic is simply a cursive form of Hieroglyphic, it has the same types of signs. Beside the signs representing a single consonant (the "Egyptian alphabet") and determinatives, there are many signs which represent several consonants. In this lesson a number of common bi- and tri-consonant signs are presented. There are of course **many** more!

You will notice that some of the signs are ones you saw in the last lesson as determinatives. There is no firm distinction between phonetic signs and determinatives - it depends entirely upon the context in which the signs are used.

As in the preceding lessons, you can use the Exercises ([3A](#), [3B](#), [3C](#)) to practice your ability to recognise these signs.

Hieratic	Value	Hieroglyph	Hieratic	Value	Hieroglyph
	<i>sA</i>			<i>km</i>	
	<i>mA</i>			<i>pr</i>	
	<i>nfr</i>			<i>nb</i>	
	<i>pH</i>			<i>Htp</i>	
	<i>Xn</i>			<i>ss</i>	
	<i>nw</i>			<i>dwa</i>	
	<i>gm</i>			<i>aHa</i>	

	<i>pt</i>			<i>nTr</i>	
	<i>ll</i>			<i>mr</i>	
	<i>sw</i>			<i>xnt</i>	
	<i>ir</i>			<i>sDm</i>	
	<i>anx</i>			<i>DA</i>	
	<i>ini</i>			<i>mwt</i>	